

**WELCOME TO THE INTERNATIONAL COURSE  
“DIVERSITY IN EDUCATION”**



# 1 INTRODUCTION





# 1<sup>ST</sup> – 5<sup>TH</sup> APRIL 2019 - LISBON CENTRE

KA1 COURSE in cooperation with:

- ALMADAFORMA: Centre Continuous Professional Development Teachers (PIC 945946911)
- Universidade Aberta de Lisboa (PIC 961622402)
- Eekhout Academy (PIC 947859169)

# BACKGROUND OF THE COURSE

Experience on diversity:

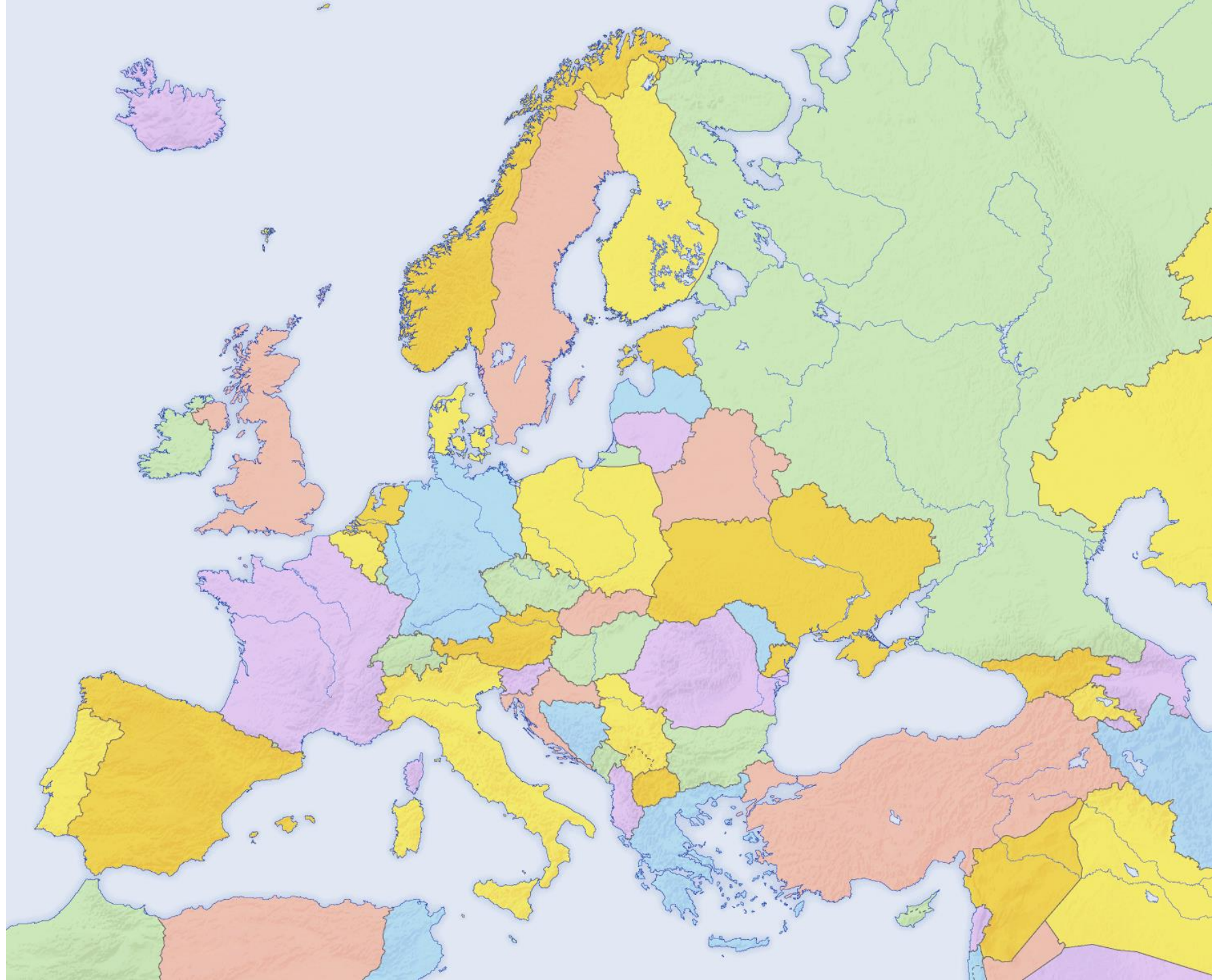
- Open University Lisbon
- Experience of Portuguese partners
- Professionalization activities of ALMADAFORMA in Portugal
- Professionalization activities of Eekhout Academy in Flanders

# WHY IN LISBON? DIVERSE CITY + PART OF THE COURSE

- Iberians, Phoenicians, Romans, Suebi and Visigoths
- 711 -1147: gate to Arabian world, knowledge, science and culture
- In Middle Ages: religious wars and Reconquista
- Religious tolerance
- Portuguese Imperium and global influence (1500-1890)
- Dictatorship, Decline of Imperium and Colonial Wars (1960-1974)
- South Bank: labour force, Lisbon City: middle and upper class; Tejo = border
- Peaceful Revolution 25 April 1974 / Opening to the modern world
- Independence of colonies 1974-1975, 730,000 people return to 'mother country' in 3 months, accommodation around Lisbon: Almada
- A lot of different people, language, nationalities, religions, socio-economic...
- In relation to south European cities: open attitude LGTB
- In top of city trips = constantly new influences, 'native Lisboaetas' vs tourists
- Shifts in language due to shift in economic power Brazil and ex-colonies

# 35 PARTICIPANTS, 7 COUNTRIES

- Bulgaria
- France
- Greece
- Italy
- Poland
- Sweden
- Flanders (BE)
- ( 3 Iceland, course was full )



# WORKING FORMAT



## **DURING COURSE:**

- LECTURES
- WORK SESSION
- PEER EXCHANGE
- SELF REFLECTION
- INTERACTION
- STUDY VISIT
- OWN ACTION PLAN
- PLENARY
- TRANSFER DISCUSSIONS

# WORKING FORMAT



## **FOLLOW UP ACTIVITIES:**

- **DIGITAL LIBRARY**
- **E-MAIL CONTACT WITH TRAINERS**
- **SELF-EVALUATION**
- **NETWORKING WITH PARTICIPANTS**

# EFFECTIVE - INFORMAL – PERSONAL INVOLVEMENT

- We try to teach what we preach
- Active participation
- Informal atmosphere:
  - Open communication between participants and trainers
  - No suits and ties needed, T-short and shorts allowed
- Defined goals and objectives



## **2 TRAINERS**



# WIM, FREDERIK, MARLEEN, ROSA MARIA, MARTA, SHAIREEN AND JOE

- Different background and style
- Diverse roots and experience
- Different role and tasks during course
- One team with common goals
- None of us are native speakers,
- so forgive us some language mistakes



**3 COURSE CONTENT**





## FOLDER:

Hand-outs

Main content

## GOOGLE DRIVE:

All presentations

Additional information or background information

Movies

Pictures made during the course

- Introduction to diversity
- Some frameworks to understand diversity
- Stereotypes and prejudice
- Linguistic background and diversity
- Developing a school policy on diversity
- Identity and diversity
- Index for Inclusion
- Gender and diversity
- Visit to ILGA (metro)
- Religion and diversity + Visit to Sikh Temple
- Every day midday lunch in another restaurant with different gastronomical background
- Welcome evening: Portuguese Fado
- Farewell evening: bus, visit to fishermen's village on beach (socio-economic diversity) and supper in typical Portuguese popular restaurant



- No mere checklist
- Input + study visit
- Discussion + exchange
- Transfer + reflection



**DETAILED PROGRAMME: SEE COURSE FOLDER**



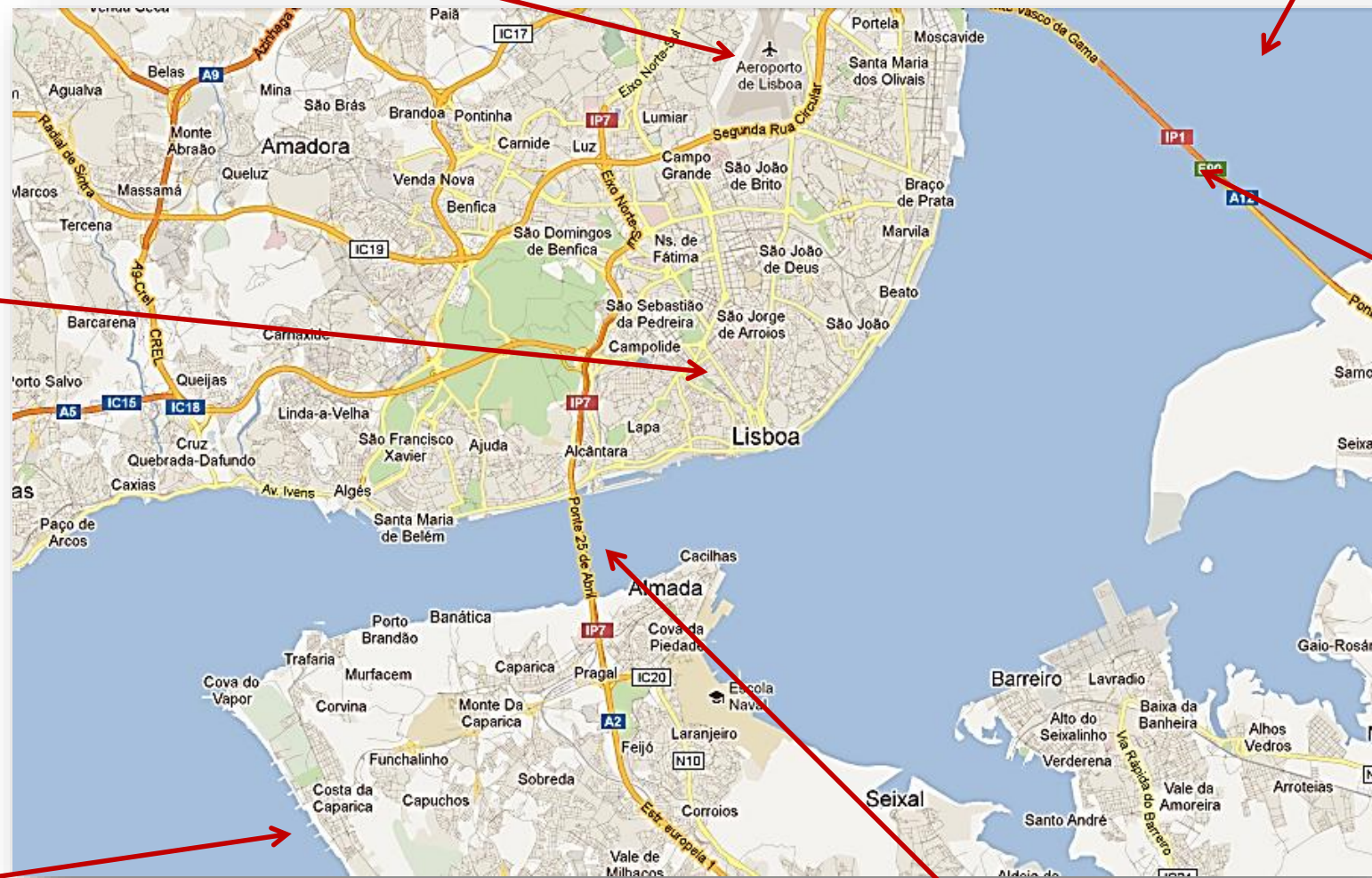
# 4 PRACTICALITIES



# LISBOA

Airport

Rio Tejo (Tagus river)



We are here!

Ponte Vasco da Gama

Lisboa Beach - Costa da Caparica

Ponte 25 de Abril

# STUDY VISITS, WELCOME AND FAREWELL SUPPER

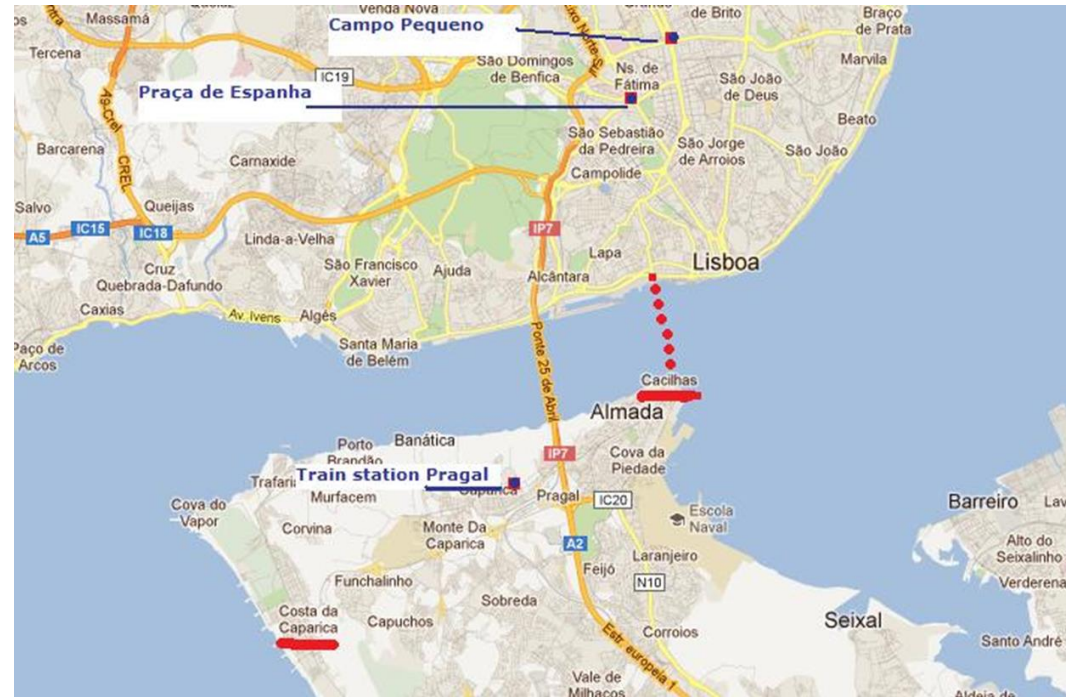
**BY METRO AND BOAT:**

**CARD = € 0,5 (RECHARGEABLE)**

**CHARGED FOR ALL TRANSPORT OF THE COURSE**

**BY BUS: THURSDAY**

# BOAT TRANSTEJO



# EUROPASS AND OTHER DOCUMENTS






- Europass: PIC + location = Almadaforma
- Learning agreements, Mobility agreements, Quality agreement...
- Certificate of attendance: Almadaforma + Eekhout Academy
- Certificate acquired competences: Almadaforma + Eekhout Academy
- Proof of payment: Eekhout Academy
- Other documents: contact Wim


# EUROPASS MOBILITY

1. The Europass Mobility is intended for any person undergoing a mobility experience in a European country.
2. The Europass Mobility is monitored by two partner organisations: your school and the course provider.
3. In every country there is National Europass : [overview](#)
4. Your school contacts the national Europass Centre and activates a school account.
5. The school creates the Europass document for each participant.
6. We provide you with the needed information which you add into the corresponding fields.
7. Print the document and bring it to the courses.
8. At the end of the course this document will be signed by the course director.

# ATTENTION



<b>MON</b> 1 APR		Mostly Sunny	21°/11°
<b>TUE</b> 2 APR		Partly Cloudy	22°/12°
<b>WED</b> 3 APR		Partly Cloudy	24°/12°
<b>THU</b> 4 APR		Mostly Sunny	22°/11°
<b>FRI</b> 5 APR		Mostly Sunny	21°/11°



|



**7 nationalities**

**and 7 languages, but . . .**

**Too much and too long  
of the same hurts!**





**We all prefer a mixed grill**  
**=**  
**7 mixed groups of 5 people**

# WHO AM I?



**Who are you?**




## PREPARATION (5 min)

- Prepare a short presentation of yourself.
- Write on a paper card the most important characteristics you will present. The cards will be collected by Joe after the presentation
- For the presentation, you may use all material you want.

## PRESENTATION in your group (max. 1 min)

- Give short presentation

.



# **KNOWING EACH OTHER BY PLAYING A CARD GAME**

|



heart



diamond



club



spade

[www.visualdictionaryonline.com](http://www.visualdictionaryonline.com)



joker



ace



king



queen



jack

- Seven groups of 5 people
- Every group is numbered
- After every game, the winner moves to the table with a higher number
- The card play rules are on an instruction paper.
- Before each group start, the instructions are read and clarified.
- Before the play starts, the papers are taken away to make sufficient place to play.
- Once the play starts, all players maintain **absolute silence**.

